

# S1919 RUSTIC

Jacqueline Scurlock  
SDMC



---

---

---

---

---

---

---

---

## How is RUSTIC Different?

- Rave EDC (RUSTIC Rave) differences
- Registration Process
- Source Documentation



---

---

---

---

---

---

---

---

## A whole new Rave

Rave Classic

New Rave EDC (RUSTIC Rave)



---

---

---

---

---

---

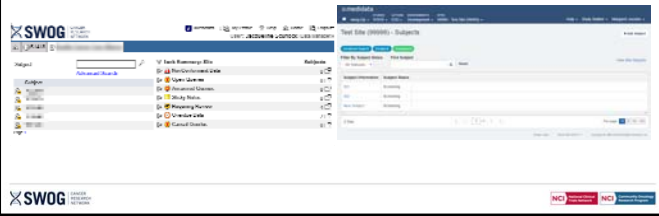
---

---

### Site Level View

Rave Classic

Rave EDC (RUSTIC Rave)




---

---

---

---

---

---

---

---

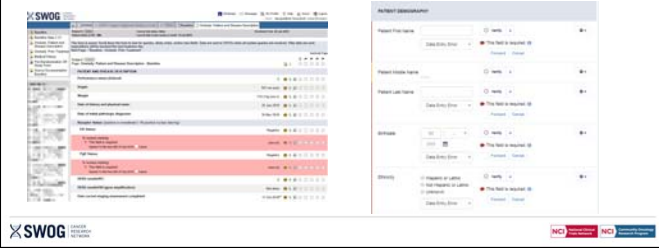
---

---

### Queries

Rave Classic

Rave EDC (RUSTIC Rave)




---

---

---

---

---

---

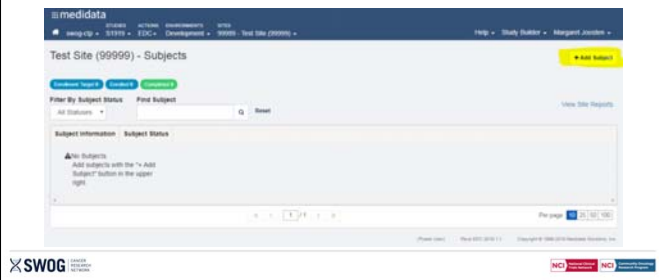
---

---

---

---

### Subject Registration




---

---

---

---

---

---

---

---

---

---

**Registration**

Registration will happen in Rave EDC

**INSTRUCTIONS:** To enroll a subject on RAVE, complete this form and click Save. On the Subject Tab, click the Subject Enrollment form for important notes. If the Subject Enrollment form does NOT have a green checkmark next to it, then the form has errors. Click the enrollment link (SCT Successful).

**HOW TO TELL IF THE ENROLLMENT WAS SUCCESSFUL:**

- 1) the Subject Tab appears and shows a SUCCESS Patient ID (e.g. 705504);
- 2) the Subject Enrollment form link will have a green checkmark next to it.

SWOG Patient ID Status:  New Patient  Previous Patient

**PATIENT DEMOGRAPHY**

Patient First Name:

Patient Middle Name:

Patient Last Name:

Birthdate:

SWOG logo and NCI logos at the bottom.

---

---

---

---

---

---

---

---

**Source Documentation**

- There is no Source Documentation upload in the Rave EDC (Rustic Rave)
- Currently working on new location
- Stay tuned

SWOG logo and NCI logos at the bottom.

---

---

---

---

---

---

---

---

**Up Next is Katie Minichiello**

Process Overview for RUSTIC

SWOG logo and NCI logos at the bottom.

---

---

---

---

---

---

---

---